



Costa Rica

Photography Trip

PIONEER EXPEDITIONS



ITINERARY

15 DAYS • 14 NIGHTS
9 – 23 APR 2022

Costa Rica • Costa Rica Photography Trip

San Jose- Tortuguero- Boca Tapada- Fortuna de San Carlos- Punta
Leona- Costarena Sur- San Gerardo de Dota- Carr Interamericana-
San Jose

HIGHLIGHTS

- Visit and photograph some of Costa Rica's **most iconic wildlife and bird** species.
- Explore the forested canals of **Tortuguero National Park**
- Enjoy and photograph the many different landscapes from **volcanoes, to rivers, to forests, to coastlines**
- Go in **search of the Quetzal**, one of Costa Rica's most beautiful birds

TOUR ESSENTIALS

Tour Style	Photography Tour
Tour Start / End	San Jose
Accommodation	Hotels & Lodges
Included Meals	14 Breakfasts, 12 Lunches, 3 Dinners
Group Size	6-12 pax

COSTA RICA PHOTOGRAPHY TRIP



On this exciting photography trip you will visit the most photo-worthy destinations in Costa Rica, that you and your camera are bound to love. The amount of different landscapes and wildlife means that there is always something interesting to capture, providing you with a mixed variation of images. You will also be accompanied by an extremely talented Photography guide who will be teaching you throughout your expedition, the very gifted and award winning travel photographer – Matthew William Ellis.



Pioneer Expeditions

Stable Cottage • Chydyok Road • Chaldon Herring • Dorchester • DT2 8DN
t 01202 798922 • e info@pioneerexpeditions.com

COS09

COSTA RICA *photography adventure*

Eco-diversity like no other - Costa Rica encases 500,000 different species which account for roughly 4% of the world's plant, insect and wildlife species. Witness Sloths, Monkeys, Frogs, Snakes, Turtles, Iguanas, Humming Birds and so much more. Wander through tranquil bird-packed cloud forests and rich rainforests brimming with a plethora of spectacular wildlife. As well as its head-turning abundance of wildlife, this Central American paradise is famed for its never-ending activities, making it an adventure-seeker's dream; the vast array of activities widely on offer include Zip-lining, White-Water Rafting and Trekking. The incredibly beautiful east and west shores that run down the sides of Costa Rica display gorgeous paradise beaches lined with jungle, such as the secluded sandy stretches of the laid-back Caribbean coastline and the 'sun and surf' pacific stretches containing some great marine life. Despite receiving a heavy influx of tourists in recent years, there are still some extraordinary hidden gems and quiet spots to be found which will allow the more adventurous of tourists to experience nature, activities and culture that the typical tourists let pass them by.

This photographic holiday is all about learning, practicing and experimenting with newly acquired techniques, tips and tricks, while exploring various locations across Costa Rica. With time spent flicking through slides, sat indoors is kept to a minimum!

By the end of the trip, you will feel confident about both technical and creative aspects of photography. You will learn to take control of your camera using shutter speed, aperture and ISO to create the look that you want from your photography. You will further your photographic eye, develop a proactive photography mindset and understand how to apply this to any given situation in order to allow you to capture eye-catching and emotive photographs when traveling in the future.

When we are not out and about, Matthew will provide feedback and guidance on photos taken during the day, as well as offering assistance with editing, organisation and output of images.

*Photos (excluding accommodation photos) by your Photography Guide - **Matthew William Ellis***

WHY PIONEER EXPEDITIONS?

Pioneer Expeditions are one of the few specialists that really *do* off the beaten track and unique adventures. The team have a real passion for wildlife and adventure travel which we love to share with our clients. We delight in searching the world for new destinations, new experiences and creating the most incredible adventures.

We like to introduce our clients to the unique, the different, and the incredible. Whether it is through wildlife tracking, sea kayaking, snorkelling, trekking, rafting, cycling or observing wildlife in its natural environment, we want to give you the real Pioneer experience.

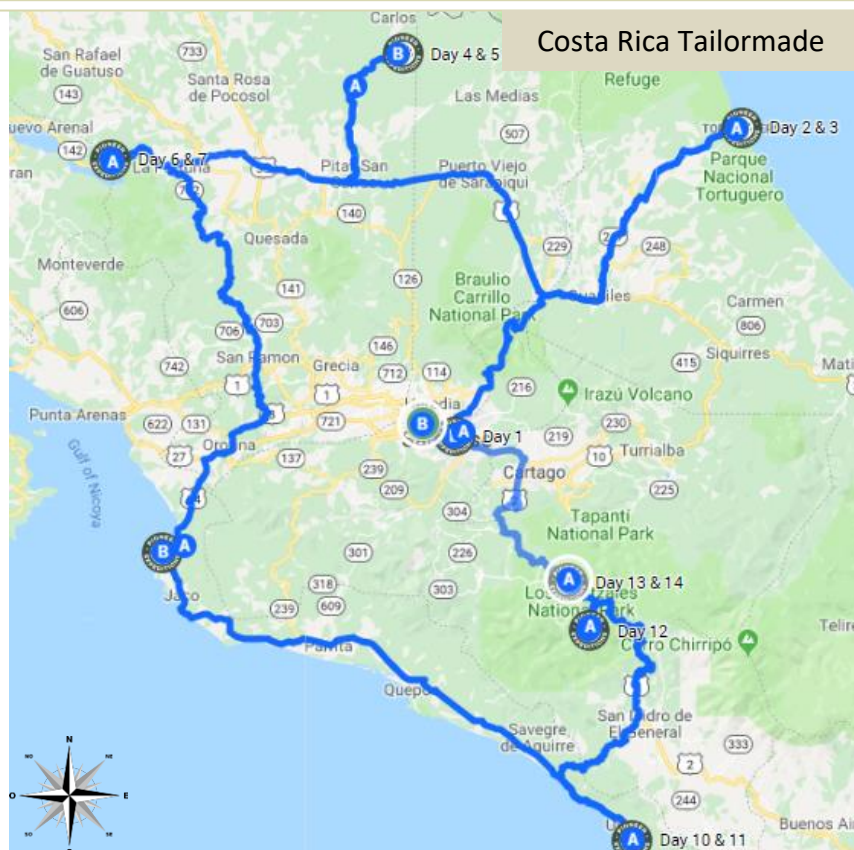
From the moment you choose to travel with Pioneer Expeditions until you return back home, you are supported by our dedicated team. We listen to what you want and can create an itinerary around your specific needs, working with your budget and with a commitment to responsible travel.



Pioneer Expeditions
Stable Cottage • Chydyok Road • Chaldon Herring • Dorchester • DT2 8DN
t 01202 798922 • e info@pioneerexpeditions.com

COS09

ITINERARY




DAY 1 : 9 Apr: Welcome to Costa Rica

We will be welcomed at the airport and transferred to the Hotel where you will meet Matthew. Overnight at Hotel Presidente.

Presidente Hotel

<http://www.hotel-presidente.com/default-en.html>



Overnight:
Hotel



Meals:
n/a



Distance:
Airport Transfer



Activities:
Travel



Pioneer Expeditions


Stable Cottage • Chydyok Road • Chaldon Herring • Dorchester • DT2 8DN
t 01202 798922 • e info@pioneerexpeditions.com

COS09

DAY 2: 10 Apr: Today we will travel to TORTUGUERO on the Caribbean Coast

This morning you have an early morning departure as you head off on the first part of your adventure to Tortuguero National Park. The journey to Tortuguero is by coach followed by boat and we will stop en-route for a typical Costa Rican breakfast. You may get the chance of seeing & taking photos of sloths in the trees around the restaurant. You will arrive at your jungle lodge in time for lunch.

This afternoon you will be able to visit the Village of Tortuguero. Through this visit you will learn the ways of life of the local residents of Tortuguero.



PHOTOGRAPHY

The wildlife photography opportunities here are unrivalled! Floating alongside where the pristine rainforest meets the Tortuguero Lagoon offers beautiful scenery and a wealth of wildlife. Timing is everything in wildlife photography and you will learn about how to be completely ready to capture the exact moment a caiman pops its head up, a bird takes flight or a monkey jumps between branches.

Pachira Lodge
<http://www.pachiralodge.com/>



Overnight:
Lodge



Meals:
B, L, D



Distance:
Approx. 3hr drive, 1 hr
boat



Activity:
Exploring / Wildlife



Pioneer Expeditions
Stable Cottage • Chydyok Road • Chaldon Herring • Dorchester • DT2 8DN
t 01202 798922 • e info@pioneerexpeditions.com

COS09

DAY 3: 11 Apr: Tortuguero

Tortuguero National Park is one of Costa Rica's most biologically diverse wildlife areas. This is the most important site in the western Caribbean for the nesting of the sea turtles.

This very wet tropical forest is home of approximately 2,600 tree and plant species and a large range of wildlife. Birds, amphibians, freshwater fishes, American crocodiles and caimans, White-faced Capuchin, spider and Howler monkeys are living in this stunning area. Among all of these species, Tortuguero welcomes endangered animals such as manatees, tapirs and jaguars, to name a few.




This morning we can have an early start where we will have the opportunity of taking some photos of the wildlife around the lodge area before breakfast.

We will have 2 chances today to enjoy a boat tour of the canals.

PHOTOGRAPHY

Today will offer the opportunity to photograph the town of Tortuguero. While there, Matthew will make sure you are 100% confident with the basics of ISO, aperture, shutter speeds, focusing modes and what settings to have your camera so you are ready for the next mornings photographic outing!



Overnight:
Hotel



Meals:
B, L, D



Distance:
n/a



Activities:
Exploring / Wildlife

DAY 4: 12 Apr: Frog Heaven & the Northern Lowlands



This morning will leave Tortuguero . After breakfast at the lodge, we will take the boat ride back to dock. Here we will meet up with our private transport and local guide who will be with us for the rest of our trip.

We will have lunch and a photo tour in frog heaven before heading to our accommodation in Boca Tapada.



Pioneer Expeditions

Stable Cottage • Chydyok Road • Chaldon Herring • Dorchester • DT2 8DN

t 01202 798922 • e info@pioneerexpeditions.com

COS09

PHOTOGRAPHY

You will have the opportunity to try your hand at different style of wildlife photography here. We will capture photos of frogs in a controlled, but realistic environment. This will offer you the chance to learn about macro photography, and to start incorporating flash in a natural way.

Boca Tapada

Pedacito de Cielo

<http://www.pedacitodecielo.com/>



Overnight:
Eco Lodge



Meals:
B, L



Distance:
**1 hr boat Approx. 4
hrs drive**



Activities:
Travel / Exploring

DAY 5: 13 Apr: Tropical Rainforest explorations

We will spend the day in this rich eco-system with an incredible variety of fauna and flora.

350 different species of birds have been counted here, among them the Great Green Macaw.

A perfect place to get some great photos of the bird and wildlife.

In the day time we can enjoy a canoe trip and in the evening a bat tour.



PHOTOGRAPHY

The bird photography opportunities in Boca Tapada are endless. The place we are staying has beautifully positioned bird feeders with backdrops far into the distance, allowing you to capture beautiful photos of birds with a beautiful bokeh, out of focus background. The lodge has a fantastic rainforest trail, and you will get the chance to photograph bats feeding from flowers at night.



Pioneer Expeditions

Stable Cottage • Chydyok Road • Chaldon Herring • Dorchester • DT2 8DN

t 01202 798922 • e info@pioneerexpeditions.com

COS09



Overnight:
Eco Lodge



Meals:
B, L



Distance:
n/a



Activities:
Exploring / Wildlife

DAY 6: 14 Apr: Organic Farm & Arenal

Today we head to La Fortuna and the Arenal Volcano.

Along the way we will visit an organic farm and have lunch. As long as the weather is in our favour we should do a landscape shoot.

PHOTOGRAPHY

Arenal Volcano area offers the opportunity to get stuck into a proper landscape shoot (at the mercy of the weather). What do I mean by a proper landscape shoot? Tripods, filters, beautiful light (fingers crossed), a perfectly conical volcano reflected in a lake and unfortunately the possibility of a very early morning! You will learn about how to create eye-catching landscape photos by making the most of the available light and focusing on finding strong compositions.



If the stars make an appearance, you will also have the chance to learn night and astrophotography.



Pioneer Expeditions
Stable Cottage • Chydyok Road • Chaldon Herring • Dorchester • DT2 8DN
t 01202 798922 • e info@pioneerexpeditions.com

COS09



Overnight:
Hotel



Meals:
B, L



Distance:
2 hrs drive



Activities:
Exploring

DAY 7: 15 Apr: Arenal Volcano - Hanging Bridges



Today we visit the Arenal Hanging Bridges for a natural history walk.

This afternoon we will head to the Tabacon Hot Springs.

After an afternoon at the hot springs, we will head out to take some sunset landscape photographs before heading back to our hotel for dinner.



PHOTOGRAPHY

Walking above the rainforest canopy on hanging bridges offers a truly unique perspective of the scenery and wildlife, and a chance to capture photographs for a completely different angle ensuring you build a diverse and varied portfolio of images from the trip.

While staying in Arenal, you will have time to start working on the images you have taken so far on the trip, in front of a spectacular rainforest backdrop. Matthew will offer tutorials on organising and editing photos, ensuring your final images look as fantastic as possible!



Overnight:
Hotel



Meals:
B,D



Distance:
n/a



Activities:
Exploring /Wildlife

DAY 8: 16 Apr: Carara National Park & Punta Leona

Today we head to the Pacific Coast and the beautiful Punta Leona.

We will stop on-route for lunch and will be able to see our first glimpse of the crocodiles on the Tarcoles River from the bridge.

After lunch we head to the Carara National Park.

Carara is one of Costa Rica's most popular National Parks (so prepare for more people). A few of the local animals include Opossum, Two-toed Sloths, Agouti, Armadillo, Pacas, Great Anteater, Kinkajou, Tayra, Margay Cat, Collared Peccary, White-tailed Deer, Poison-arrow Frogs, and the Omnipresent Monkeys.



Pioneer Expeditions

Stable Cottage • Chydyok Road • Chaldon Herring • Dorchester • DT2 8DN

t 01202 798922 • e info@pioneerexpeditions.com

COS09

PHOTOGRAPHY

By now you will be very well prepared to explore Carara National Park for another dose of wildlife photography. You never quite know what you are going to see, but that is what makes it so exciting, and with your new wildlife photography skills, you will be ready to capture the moment when it happens.

Punta Leona beach is quite simply a photographers paradise. You will have the opportunity to further your landscape photography skills, learning about using long exposures creatively to enhance your compositions. Punta Leona's palm trees, beautiful golden sands and interesting rock formations offer plenty of compositional elements to play around with too. As the sun goes down you might find yourself with just Coati for company.

Hotel Selvamar

<http://www.hotelpuntaleona.com/index.php/en/>



Overnight:
Hotel



Meals:
B,L



Distance:
4 hrs drive




Activities:
Exploring /Wildlife

DAY 9: 17 Apr: Tamar & the Tarcoles River

Morning taking photos before lunch at Tamar

We will be able to visit the fishing village of Tancoles, before heading onto the Tarcoles River for a sunset boat tour.

We will be able to get close to some of the giant crocodiles who call this river home.



Pioneer Expeditions

Stable Cottage • Chydyok Road • Chaldon Herring • Dorchester • DT2 8DN

t 01202 798922 • e info@pioneerexpeditions.com

COS09

PHOTOGRAPHY

The abundance of bird life and outrageous size of the crocodiles on the Tarcoles River make for a truly spectacular wildlife photography experience. The focus here is going to be learning how to successfully capture birds in flight. With the river and mangrove scenery being much more open than in the rainforest, this will be our best chance to capture Scarlet Macaws flying side by side. They are actually very generous to photographers, letting out squawks and screams that carry for miles so you always know when they are coming!



Overnight:
Hotel



Meals:
B,L



Distance:
n/a



Activities:
Boat tour

DAY 10: 18 Apr: Uvita

Today we head to Uvita.

We will stop at La Parcela for lunch, one of the best seafood restaurants in Costa Rica.


Tonight we will sleep at La Cusinga Lodge. Located on the South Pacific coast of Costa Rica. La Cusinga Eco Lodge offers guests breathtaking views of the Pacific Ocean and its sunsets.

Surrounded by tropical forests and deserted beaches where freshwater waterfalls reach the Pacific Ocean in one of the most beautiful tropical areas of the world.

PHOTOGRAPHY

Cusinga offer yet more chance for both wildlife and landscape photography. The wide expanse of golden sand is backed by a bank of thick, pristine rainforest meaning the beach is completely isolated and receives virtually no visitors. In one sunrise or sunset shoot, you will have the opportunity to capture the impressive coastal landscape and local wildlife of monkeys and wading birds.





Overnight:
Hotel



Meals:
B,L



Distance:
2 ½ hrs Drive



Activities:
Exploring /Wildlife

DAY 11: 19 Apr: Nauyaca Waterfall

Today we will visit the Nauyaca waterfalls.

"These majestic waterfalls are recognized worldwide for their beauty - located in a canyon approximately eighty meters wide. One of the falls is forty-five meters high in free fall and the other twenty meters high in stepped fall, forming at the foot of it, a pool of a thousand square meters and six meters deep." There are also many other natural pools, which are there to enjoy. We will have lunch there before returning to Cusinga Lodge.

PHOTOGRAPHY

At Nauyaca Waterfall, you will learn about how to use long exposures effectively in photographing waterfalls and how filters such as polarisers can be used to enhance your images.



Overnight:
Lodge



Meals:
B,L



Distance:
1 hr drive



Activities:
Waterfall visit

DAY 12: 20 Apr: San Gerado de Dota



We leave the coast and head to the cloud forest of San Gerado de Dota.

San Gerado de Dota is a haven for birdwatchers and hikers. Located in the Savegre River Valley, this allows you quick access to Los Quetzales National Park (the home of the Quetzal). This is one of the most beautiful regions of Costa Rica with green mountainous backdrop & dense forests. Apart from the iconic Quetzal, there is a plethora of humming birds and woodpeckers to enjoy, as well as peccaries and coyotes.





Overnight:
Lodge



Meals:
B,L




Distance:



Activities:
Lunch

PHOTOGRAPHY

Today you will learn various techniques for photographing hummingbirds including using just natural light, a single flash, and how to get creative with flash. As with most locations in Costa Rica, you will also have the chance for both landscape and wildlife photography, perfecting your long exposure skills and capturing images of the abundant birdlife during a walk along the river.



Overnight:
Lodge



Meals:
B,L



Distance:
4 hr drive



Activities:
Wildlife



DAY 13: 21 Apr: San Gerado - Paraiso Quetzal Lodge

Today we will go in search for the Quetzal, offering you the chance to photograph one of the most beautiful birds in Costa Rica.

PHOTOGRAPHY

Following on from what you learned the previous day about photography hummingbirds, you will have the opportunity to capture photos using a multi-flash set up. All equipment will be provided, and the techniques you learn will be applicable to any flash photography going forward.



Overnight:
Lodge



Meals:
B,L



Distance:



Activities:
Explore

DAY 14: 22 Apr: San Gerado – Savegre Lodge

The trip will come to an end with another chance to search for the Quetzal - we will head out on a Quetzal hunt, along the road in San Gerado.

We will have lunch at Savegre Lodge, before exploring this area further.



Pioneer Expeditions
Stable Cottage • Chydyok Road • Chaldon Herring • Dorchester • DT2 8DN
t 01202 798922 • e info@pioneerexpeditions.com

COS09



Savegre Lodge

<http://www.savegre.com/>



Overnight:
Hotel



Meals:
B,L



Distance:
1 hrs Drive



Activities:
Exploring /Wildlife

DAY 15: 23 Apr: Airport Transfer

You will get a private transfer to the airport in time for your flight home.



Overnight:
n/a



Meals:
B



Distance:
3 hr drive



Activities:
Transfer



Pioneer Expeditions

Stable Cottage • Chydyok Road • Chaldon Herring • Dorchester • DT2 8DN
t 01202 798922 • e info@pioneerexpeditions.com

COS09

PHOTOGRAPHY

Travel photography is an amalgamation of many different techniques. In order to paint a complete picture of a destination, you need to ensure you capture the details of its quirks, its colours, textures and patterns, its people and its landscapes. This trip will provide you with the camera skills and creative photographic eye that you need in order to do this in any destination. This will ensure you return home from both this trip and future adventures with photos you can print off, frame, hang up on the wall and be proud of.

Please note to take advantage of sunrise VERY early mornings may be necessary. These are usually optional.

MEET YOUR PHOTOGRAPHY GUIDE



MATTHEW WILLIAMS-ELLIS

Matthew is a documentary, destination and commercial travel photographer, who has been a finalist in Travel Photographer of the Year three years running.

In 2016 Matthew travelled to Madagascar with Pioneer Expeditions to embark on a recce to design this trip.

IMPORTANT INFORMATION

INCLUDED

- All meals as described (B= Breakfast, L= Lunch, D=Dinner)
- Accommodation as described
- Greeting and meeting at the airport
- Welcome kit
- Private transportation with the group the whole time
- Shared excursions whilst at Tortuguero National Park (not including the lodge based photography excursions)
- Naturalist guide & Photography guide
- Vegetarian or special meals can be included upon request.

NOT INCLUDED

- International flights
- Activities not mentioned
- Meals not mentioned
- Additional services requested by guests on site
- Entrance to tortuguero national park & optional additional tours in tortuguero



Pioneer Expeditions

Stable Cottage • Chydyok Road • Chaldon Herring • Dorchester • DT2 8DN

t 01202 798922 • e info@pioneerexpeditions.com

COS09

THE PIONEER BOOKING PROCESS

Where do you go from here? Well, you can feel free to email us at info@pioneerexpeditions.com if you're interested in this trip, or any of our other expeditions from around the world. Visit our website www.pioneerexpeditions.com to unearth all of our other equally amazing trips and destinations.

1. Contact us -

We will be happy to answer any questions or enquiries you may have. From here we will begin to plan and put together your dream adventure holiday! Alternatively, on our website you will find our booking and enquiry forms; once filled in, we will be notified of your enquiry and will get back to you ASAP.

2. Leave everything to us -

Everything will be arranged and booked by us, but we will make sure to keep you updated every step of the way. In addition, we can arrange your international flights if needed, as we have access to competitive airfares. We can also arrange any additional tours or additional night's accommodation.

3. Wait for your adventure to begin -

Sit back and count down the days until your trip of a lifetime with Pioneer Expeditions. We'll handle all of the last minute preparations and provide you with everything you need. All practical information will be sent out to you, prior to your trip.

If you feel like altering this itinerary to suit your personal preferences, we can arrange all of that and more – just get in contact with us and let us know your requirements and wishes. From here, we can simply tailor-make your dream holiday.

